

2024 Investor Presentation

3219 Aethertek Technology

Disclaimer

Certain of this release includes forward-looking statements, these forward-looking statements are based on our current expectations, projections and beliefs as of the date of this release and are subject to known and unknown risks, uncertainties and assumptions that may cause actual results to differ materially from what may be expressed or implied by such statements.

All statements other than statements of historical fact in this release regarding our future performance, revenues, margins, market share and any future events or prospects, are forward-looking statements.

We undertake no obligation to update or revise any forward-looking statements, whether as a result of new information, future events or otherwise.

本資料僅供參考，並非就本公司營運之完整描述。內容若涉及預測資訊，本公司不暗示、不聲明亦不保證其內容之正確性或可靠性，使用者應自行判斷與承擔風險。

Table of Contents

• <i>Operation Status</i>	— 04
• <i>Testing Solutions</i>	— 08
• <i>5G mmWave</i>	— 12
• <i>Global Presence</i>	— 19
• <i>Prospect</i>	— 20
• <i>Q & A</i>	



Operation Status



2024 Year - to - Date Balance Sheet

※ NTD in Thousands

	First 2 quarters of 2023	First 2 quarters of 2024
Cash	731,099	749,352
Trade receivables	329,401	425,187
Inventories	272,010	212,495
Property, plant and equipment	478,085	479,084
Other intangible assets	204,546	181,613
Total Assets	2,252,144	2,264,648
Total current liabilities	575,370	493,083
Total liabilities	785,319	694,362
Equity attributable to owners of the Company	1,237,302	1,302,494



2024 Year - to - Date Financial Results

Consolidated Income Statement

※ NTD in Thousands

	First 2 quarters of 2023	First 2 quarters of 2024	2023/04/01-2023/06/30	2024/04/01-2024/06/30
Operating revenue	524,242	563,164	367,523	424,115
Gross profit	279,341	326,273	201,406	254,771
Gross profit margin	54%	58%	55%	60%
Profit from operations	(28,596)	2,358	38,957	81,743
Non - operating income and expenses	17,318	42,470	20,686	23,598
Profit before income tax from continuing operations	(11,278)	44,828	59,643	105,341
Income tax expense	9,478	(4,618)	(1,422)	(10,290)
Net profit from continuing operations	(1,800)	40,210	58,221	95,051
Net profit attributable to: Owners of the company	(5,929)	21,595	33,275	58,716
Earnings per share	(0.08)	0.31	0.47	0.83



Business Field



Production Test Solutions

Standardized | Customized



5G mmWave



Testing Solutions



Testing Solution

Consumer Electronics



- Functional Testing
- RF Conductive & OTA
- Micro-probe for Fine - pitch Connector

Automotive



- PCBA Level Testing
- Module Level Testing
- Burning and Loading test

Server Products



- In - Circuit Test
- Boundary Scan Test
- Board Level Functional Test
- Automation and Integration

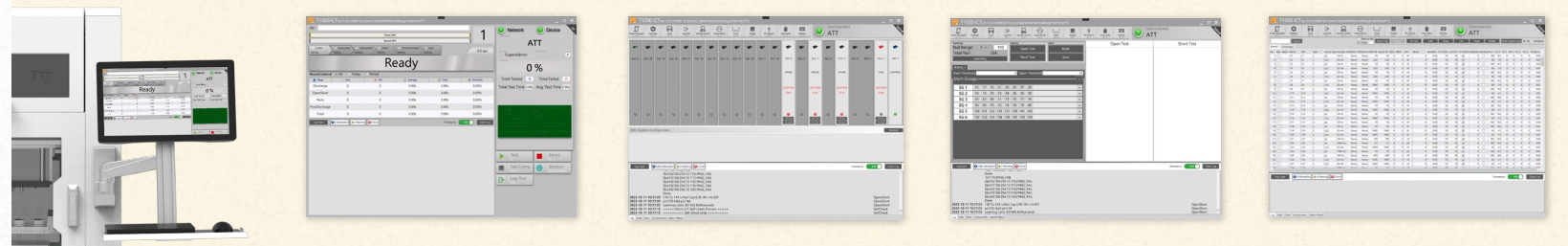


Comprehensive Service

Intelligent Multi - Functional Tester T1000

**1 STOP
SERVICE**

- Hardware Design
- Software Design
- Firmware Design
- Mechanical Design
- Field Application



Business Field



Production Test Solutions

Standardized | Customized




5G mmWave



5G mmWave

5G Product & Testing

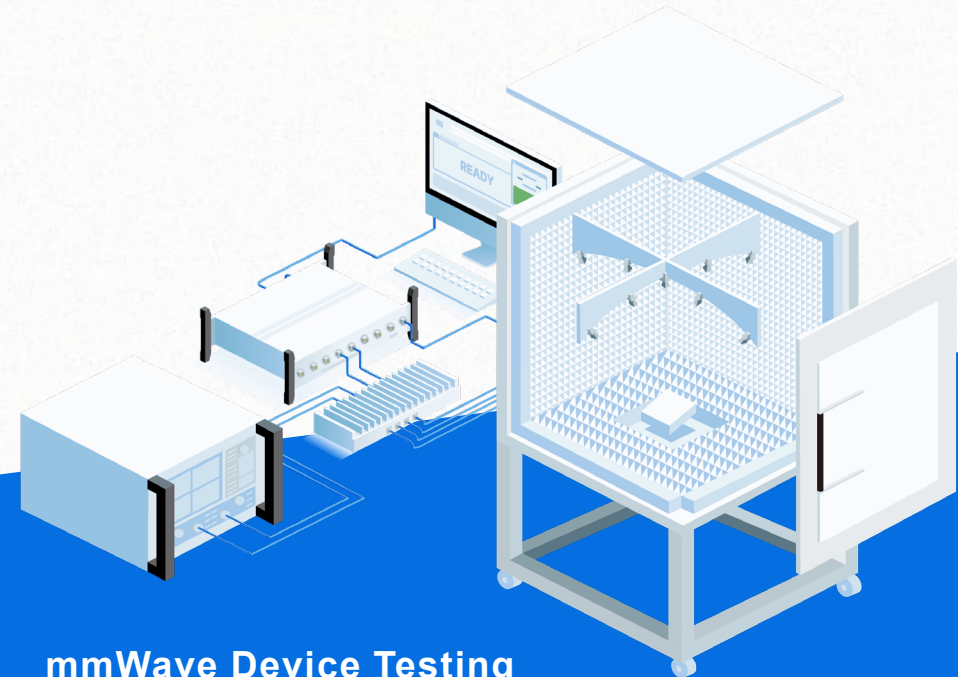
AiM



Model

- IRIS (n257, n261)
- Gelato (n258)
- Unicorn (n257, n258, n261)


Calibration & Testing



mmWave Device Testing
(RU, CPE, FWA..etc)



Antenna - In - module



Application



FWA



ORU



Small Cell



Outdoor CPE



Repeater



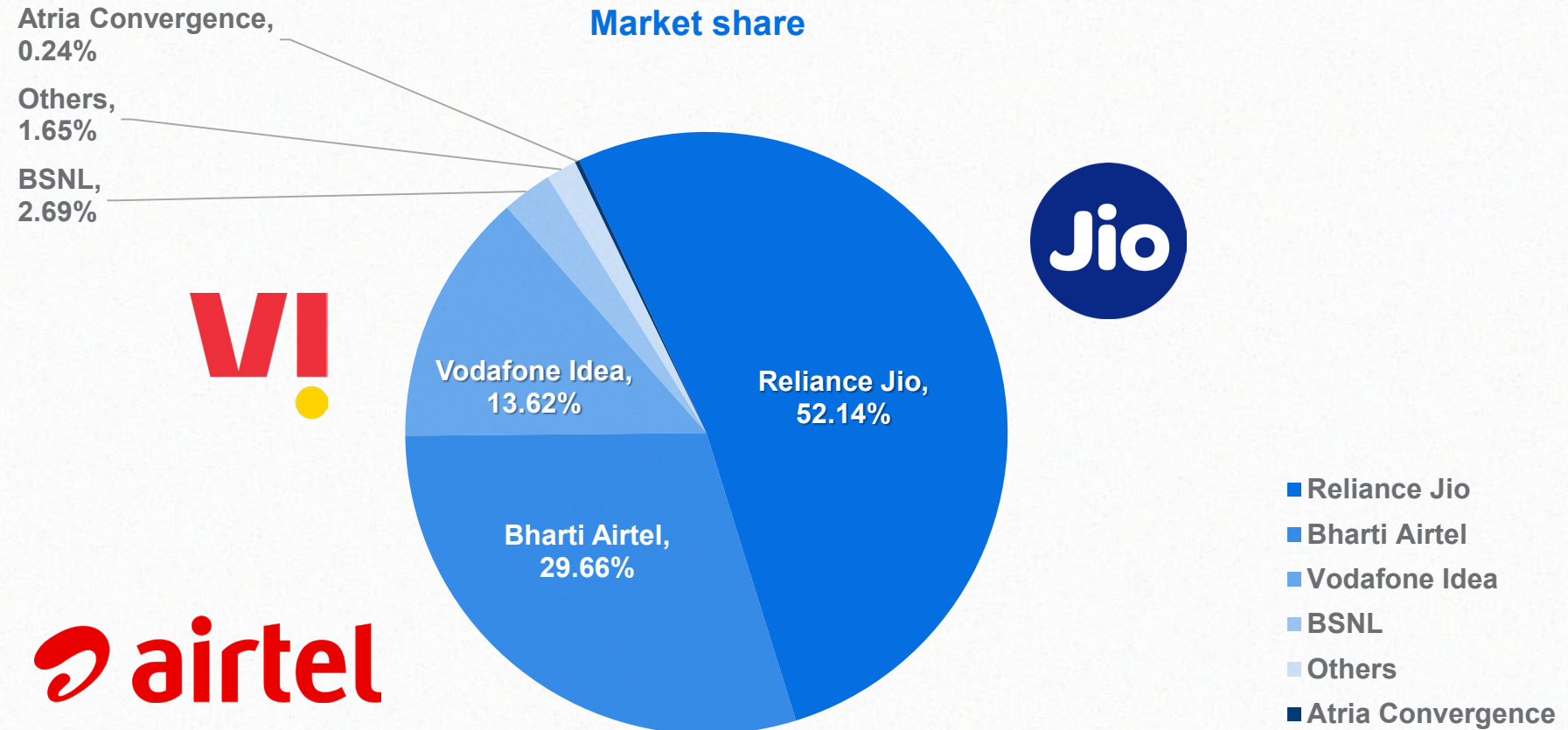
Laboratory



Academic



India Telecom Operators Market Share



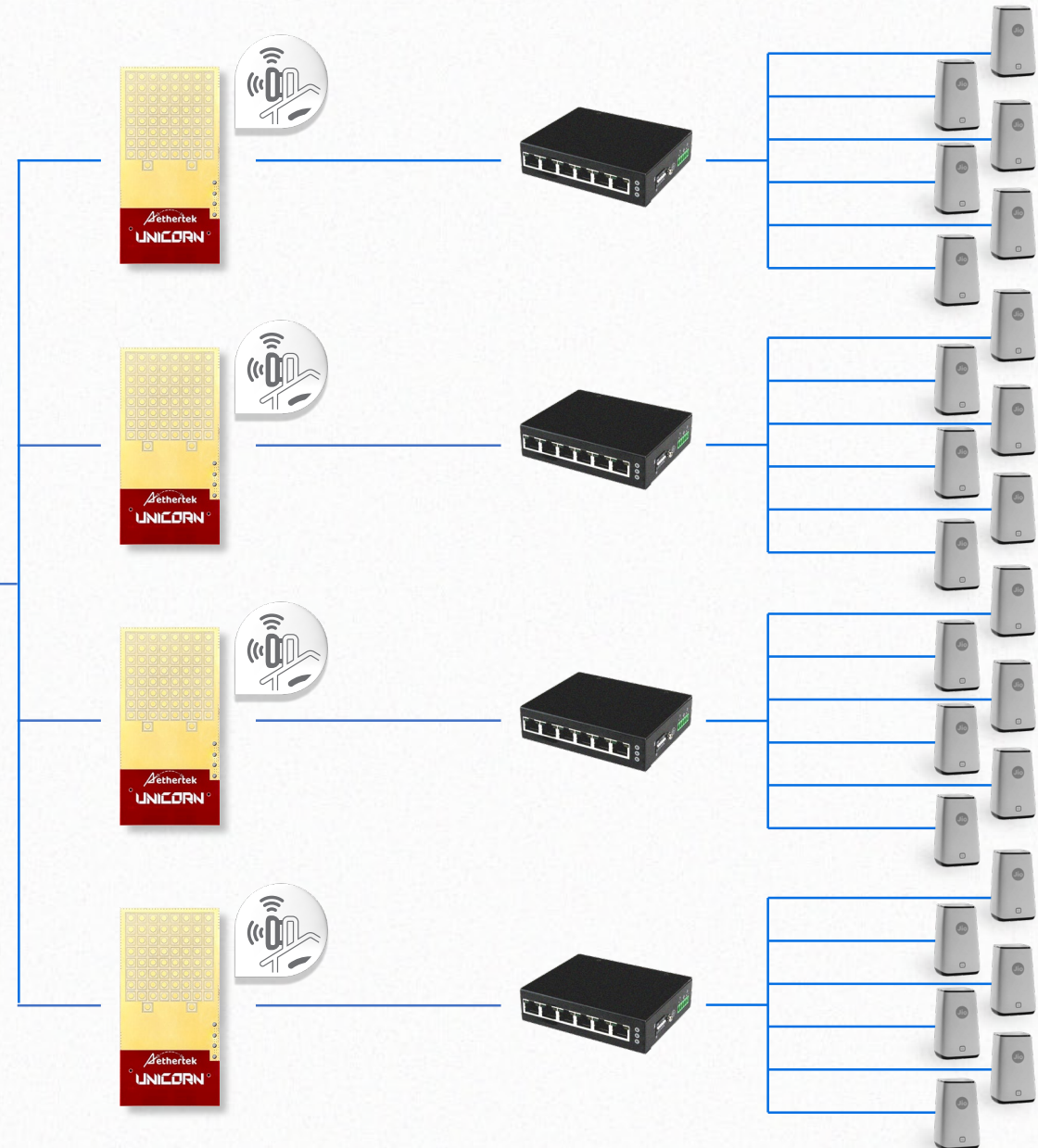
Data sources: TRAI, Reliance Jio, Bharti Airtel, Vodafone Idea, Telecom, RCR Wireless News

Network Architecture

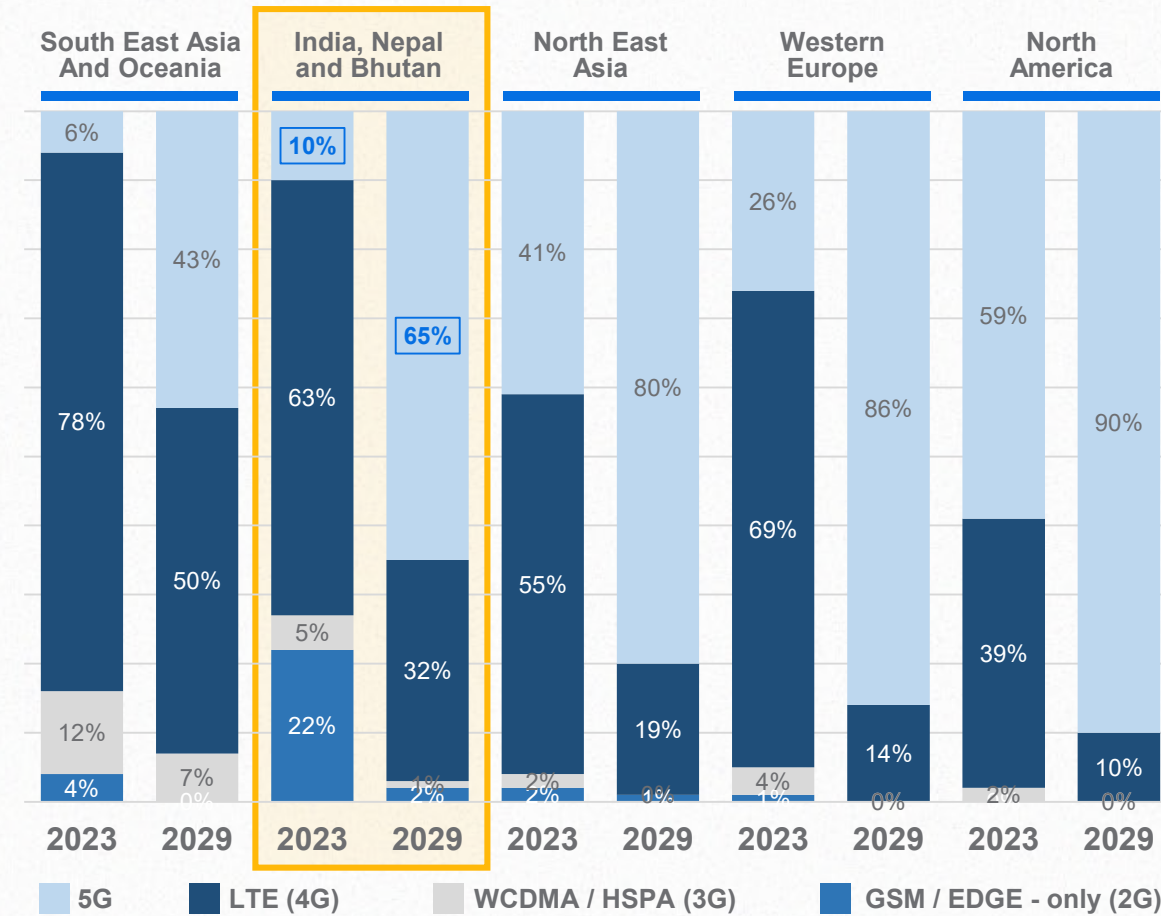
Reliance Jio aims to cover 100 million connected locations in India with 5G FWA



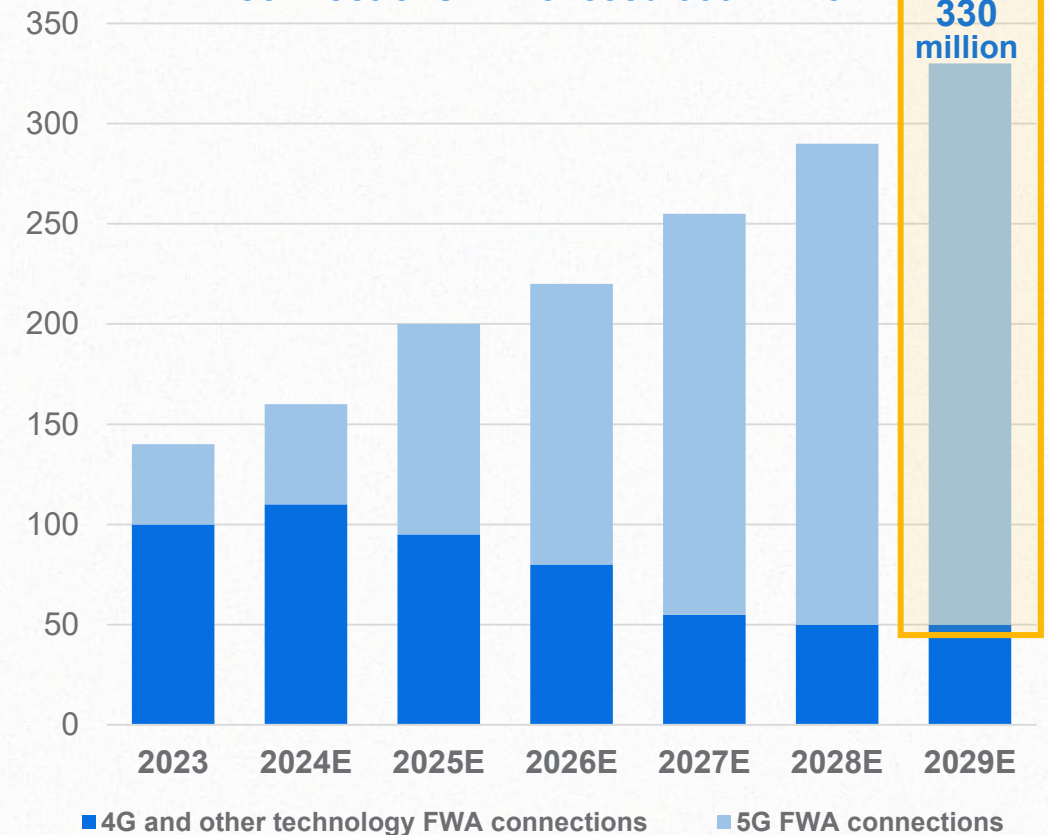
For
reference
only



India 5G Penetration Rate

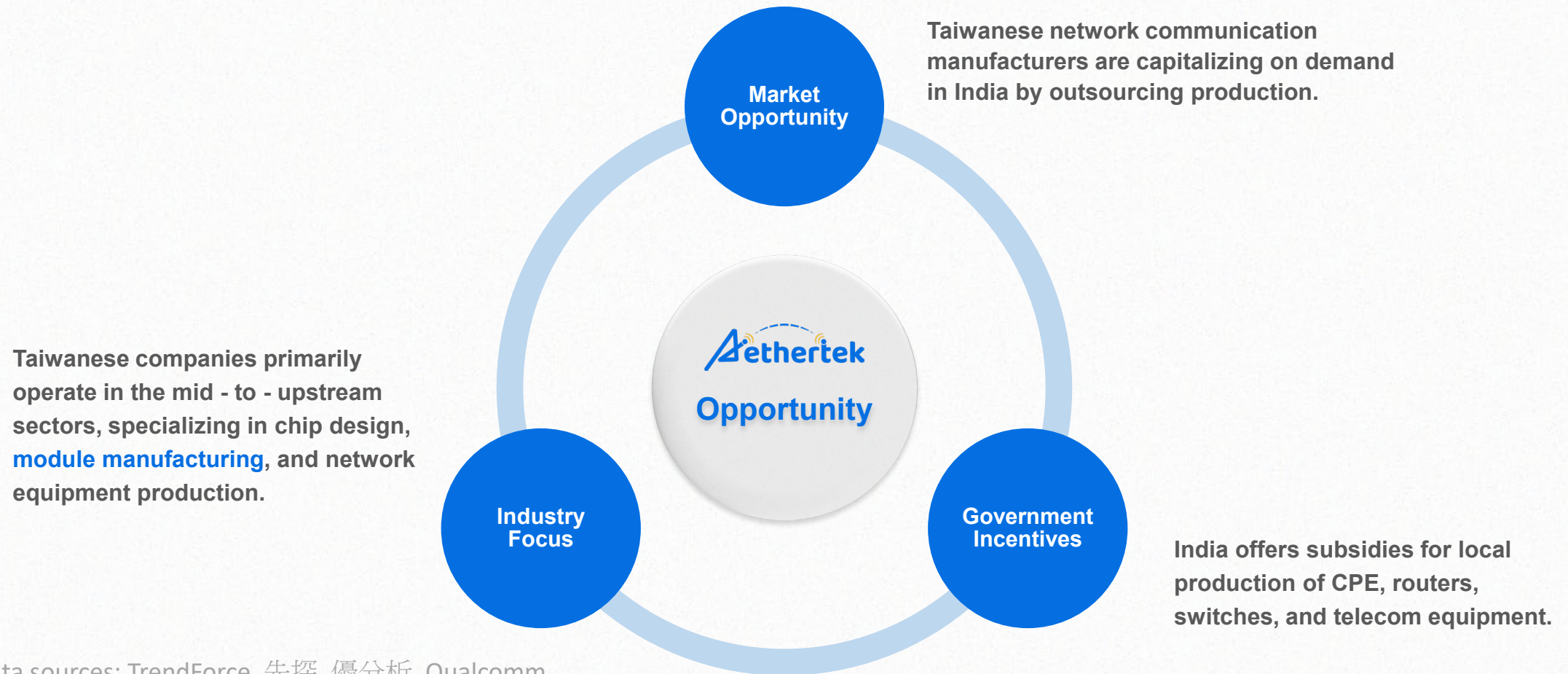


It is expected that by 2029, 5G FWA connections will exceed 300 million



Data sources: Erisson, BHARATNET PROJECT, TRAI

Opportunities for Taiwan's Supply Chain



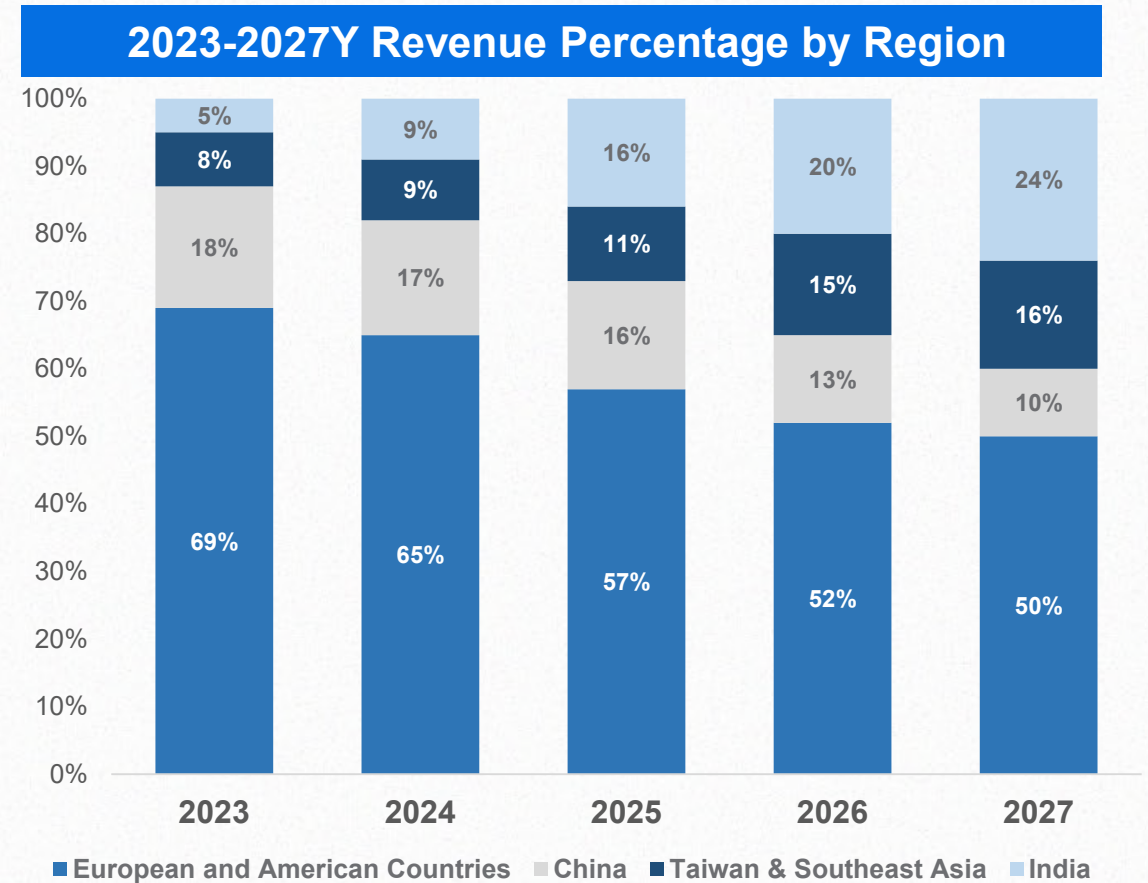
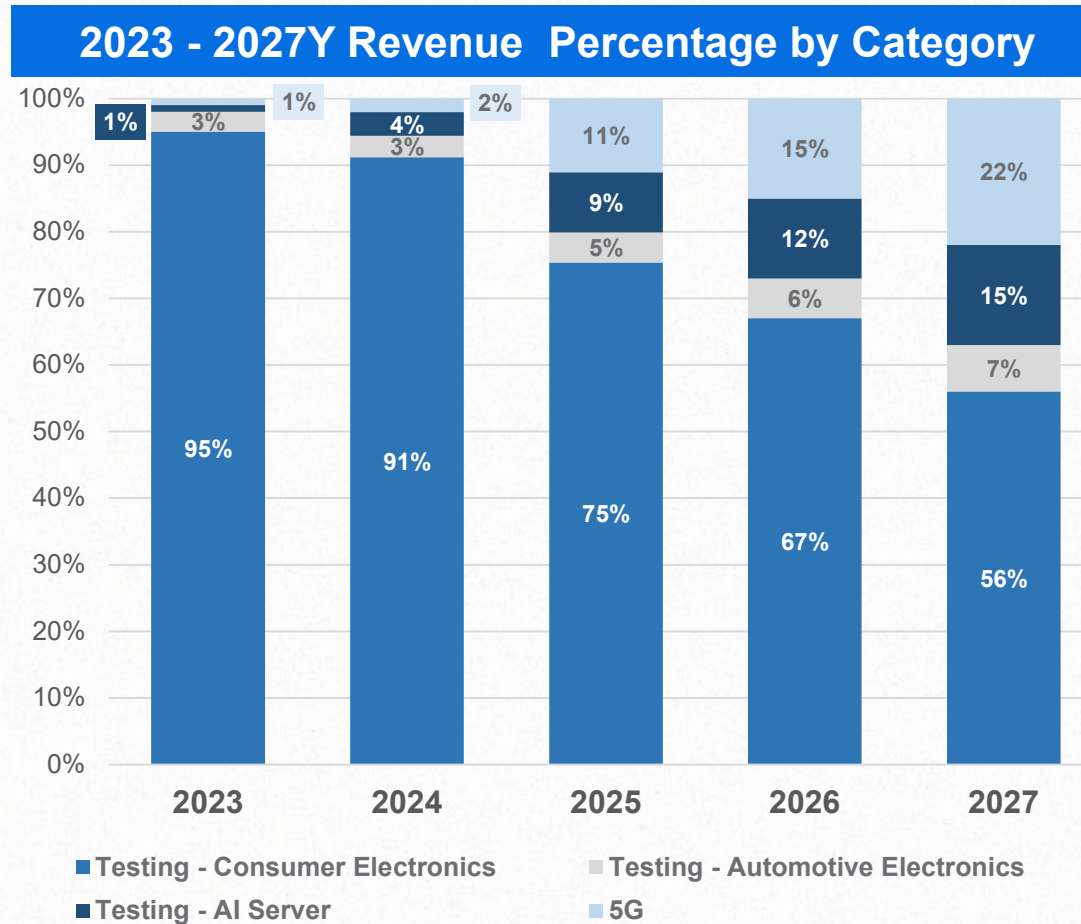
Data sources: TrendForce, 先探, 優分析, Qualcomm

Global Presence

- ★ HQ – Taipei, Taiwan
- ★ Office – Shenzhen, China,
Haiphong, Vietnam
Bangalore, India
- ★ Manufacturing Site
– New Taipei City, Taiwan
Shenzhen, China
Vietnam (in progress)
India (in progress)



2023 - 2027Y Revenue Percentage



Q & A





Advance Solutions, Empowered by Value.

5G Communication | Test & Measurement | Antenna Design




<https://www.aether-tek.com/>



contact@aether-tek.com



+886-2-2658-2068



9F No. 607, Ruiguang Rd., NeihuDist.,
Taipei City 114, Taiwan



<https://www.aether-tek.com/>

2024 / 08 | Corporate Briefing

